

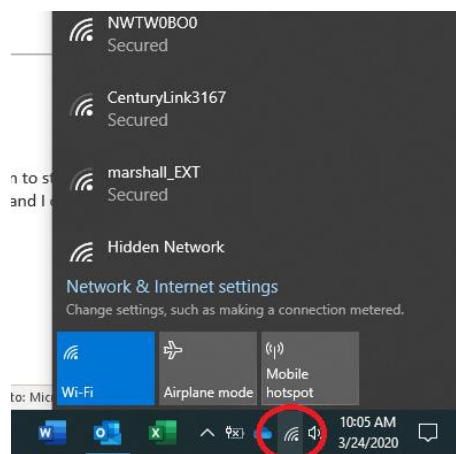
GreatHearts[®]

Student Mobile Device Wi-Fi Setup Guide

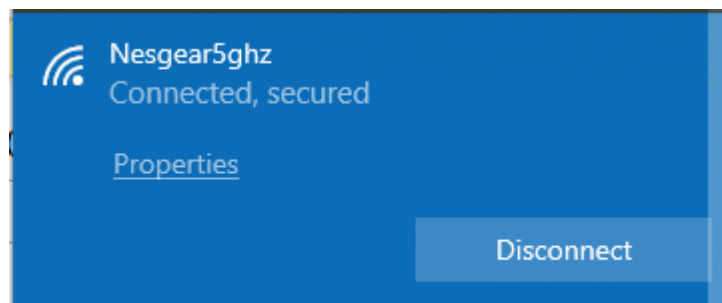
August 8, 2020

How to Login to Your Laptop Computer and Connect to Wi-Fi:

1. Turn on your computer by pressing the power button on your computer and wait for it to boot to a login screen
2. Enter the username given to you by your school.
3. Enter the password given to you by your school.
4. It might take a few moments to get to the desktop screen
5. Once at the desktop screen you will want to connect to your home's Wi-Fi. You can do this by clicking on the Wi-Fi icon in the lower right corner of your screen as shown below, then selecting your home network.

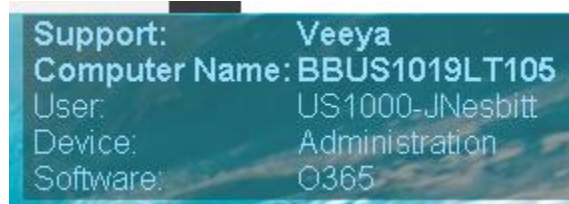


6. Once you click on your home Wi-Fi and authenticate by entering your Wi-Fi password, you should see that you are **Connected, secured** (your network name will be different than what is shown below).



GreatHearts®

7. Now that you are connected you should be able to open the Google Chrome web browser to access your Google Classroom share drive.
8. There will be a separate set of instructions for accessing your Google Classroom.
9. One last thing to note is that if you end up needing help, you may be asked to identify the computer. This identification number can be found in the upper right-hand corner of your computer's desktop screen as shown below:



Student Mobile Device Restrictions:

- Printing
 - Student mobile devices are Internet-only and have no ability to print to a home printer, even if the home printer is shared as a network device. Student permissions do not allow the installation of programs or device drivers (such as for your home printer).

More information will be shared by your schools and/or will be made available online in the coming days to direct students and parents where to go to find additional Remote Learning 2.0 instructions or resources, as well as when and how to reach out to a Systems Administrator for Google Classroom or tech support.

Thank you,

Great Hearts Academies

www.greatheartsamerica.org

For general questions or comments pertaining to your remote learning experience, you may email questions@greatheartsamerica.org.