

GREAT HEARTS ACADEMY – ALLERGY ACTION PLAN for the 2018/2019 SCHOOL YEAR

CHILD LAST NAME: _____
 FIRST NAME: _____ DOB: _____
 PARENT/GUARDIAN: _____
 BEST CONTACT PHONE NUMBER: _____
 PHYSICIAN NAME: _____
 PHYSICIAN PHONE NUMBER: _____
 TEACHER: _____ ROOM # _____

ALLERGIES: _____

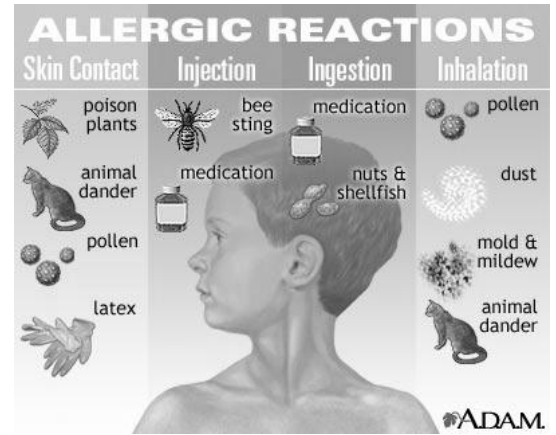
TYPE OF REACTION: ___ Anaphylaxis ___ Nausea/Vomiting ___ Rash

Other reaction: _____

Allergic reaction may occur by: ___ Ingestion ___ Inhalation ___ Touch or Other: _____

Is the student asthmatic? ___ yes ___ no

My student will be eating food provided by local vendors for lunch ___ yes ___ no



My child may exhibit **MILD** symptoms with exposure to allergen _____

Treatment of **MILD** symptoms include:

1. Note time and occurrence of symptoms and stay with student
2. Watch closely for any sign of a serious reaction
3. Call parent/guardian listed above or communicate in writing of event
4. Give the following Medication: _____ Given to nurse ___yes ___ date
 Dose: _____
 May repeat: _____
 Other instructions: _____
5. Call 911 or give emergency medications if symptoms worsen

My child may exhibit **SEVERE** symptoms with exposure to allergen _____

(Exhibiting any or all of the following symptoms is considered to be a severe allergic reaction: widespread hives and flushing, widespread tissue swelling, swelling of the tongue, throat itching or a sense of tightness in the throat, hoarseness and/or hacking cough, vomiting, nausea, cramps, diarrhea, repetitive coughing, wheezing, trouble breathing, rapid heart rate, lightheadedness, dizziness, loss of consciousness) Treatment of **SEVERE** symptoms include:

1. Note time and occurrence of symptoms and stay with student
2. Call 9-1-1 and inform them of a severe allergic reaction
3. Administer according to package instructions(circle) EpiPen 0.3 mg intramuscularly Given to nurse ___yes
 EpiPen Jr. 0.15 mg intramuscularly
 TwinJect 0.3 mg intramuscularly
 Twinject 0.15 mg intramuscularly
4. Call parent/guardian listed above, continue monitoring student for return of severe symptoms
5. Give injection device used, packaging, and student information to emergency responders
6. Give the following ANTIHISTAMINE: _____ Given to nurse ___yes ___ date
 Dose: _____
 May repeat: _____
 Other instructions: _____

I understand that school staff **MUST** be informed of my child's health concerns in order to provide safe and appropriate care. I will update the school nurse office as my child's health conditions/treatments change throughout the year.

Parent/Guardian signature: _____ Date: _____

Food Allergy Action Plan

Emergency Care Plan

Place
Student's
Picture
Here

Name: _____ D.O.B.: ____ / ____ / ____

Allergy to: _____

Weight: _____ lbs. Asthma: Yes (higher risk for a severe reaction) No

Extremely reactive to the following foods: _____

THEREFORE:

- If checked, give epinephrine immediately for ANY symptoms if the allergen was *likely* eaten.
 If checked, give epinephrine immediately if the allergen was *definitely* eaten, even if no symptoms are noted.

Any SEVERE SYMPTOMS after suspected or known ingestion:

One or more of the following:

- LUNG: Short of breath, wheeze, repetitive cough
HEART: Pale, blue, faint, weak pulse, dizzy, confused
THROAT: Tight, hoarse, trouble breathing/swallowing
MOUTH: Obstructive swelling (tongue and/or lips)
SKIN: Many hives over body

Or combination of symptoms from different body areas:

- SKIN: Hives, itchy rashes, swelling (e.g., eyes, lips)
GUT: Vomiting, diarrhea, crampy pain



1. INJECT EPINEPHRINE IMMEDIATELY

2. Call 911
3. Begin monitoring (see box below)
4. Give additional medications: *
 - Antihistamine
 - Inhaler (bronchodilator) if asthma

*Antihistamines & inhalers/bronchodilators are not to be depended upon to treat a severe reaction (anaphylaxis). USE EPINEPHRINE.

MILD SYMPTOMS ONLY:

- MOUTH: Itchy mouth
SKIN: A few hives around mouth/face, mild itch
GUT: Mild nausea/discomfort



1. GIVE ANTIHISTAMINE

2. Stay with student; alert healthcare professionals and parent
3. If symptoms progress (see above), USE EPINEPHRINE
4. Begin monitoring (see box below)

Medications/Doses

Epinephrine (brand and dose): _____

Antihistamine (brand and dose): _____

Other (e.g., inhaler-bronchodilator if asthmatic): _____

Monitoring

Stay with student; alert healthcare professionals and parent. Tell rescue squad epinephrine was given; request an ambulance with epinephrine. Note time when epinephrine was administered. A second dose of epinephrine can be given 5 minutes or more after the first if symptoms persist or recur. For a severe reaction, consider keeping student lying on back with legs raised. Treat student even if parents cannot be reached. See back/attached for auto-injection technique.

Parent/Guardian Signature _____

Date _____

Physician/Healthcare Provider Signature _____

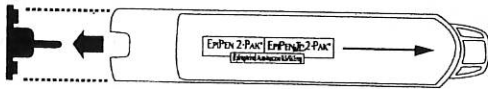
Date _____

TURN FORM OVER

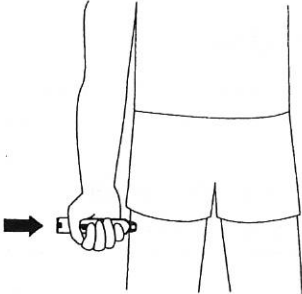
Form provided courtesy of the Food Allergy & Anaphylaxis Network (www.foodallergy.org) 9/2011

EPIPEN Auto-Injector and EPIPEN Jr Auto-Injector Directions

- First, remove the EPIPEN Auto-Injector from the plastic carrying case
- Pull off the blue safety release cap



- Hold orange tip near outer thigh (always apply to thigh)



- Swing and firmly push orange tip against outer thigh. Hold on thigh for approximately 10 seconds. Remove the EPIPEN Auto-Injector and massage the area for 10 more seconds



DEY* and the Dey logo, EpiPen*, EpiPen 2-Pak*, and EpiPen Jr 2-Pak* are registered trademarks of Dey Pharma, L.P.

Adrenaclick™ 0.3 mg and Adrenaclick™ 0.15 mg Directions



Remove GREY caps labeled "1" and "2."



Place RED rounded tip against outer thigh, press down hard until needle penetrates. Hold for 10 seconds, then remove.

A food allergy response kit should contain at least two doses of epinephrine, other medications as noted by the student's physician, and a copy of this Food Allergy Action Plan.

A kit must accompany the student if he/she is off school grounds (i.e., field trip).

Contacts

Call 911 (Rescue squad: () -) Doctor: _____
 Parent/Guardian: _____

Phone: () - _____
 Phone: () - _____

Other Emergency Contacts

Name/Relationship: _____
 Name/Relationship: _____

Phone: () - _____
 Phone: () - _____